



Start Up



Generate Sales



Increase Profit



Future Growth

Brainwaves

We're more than just Accountants

Client Name
Monthly Management Report

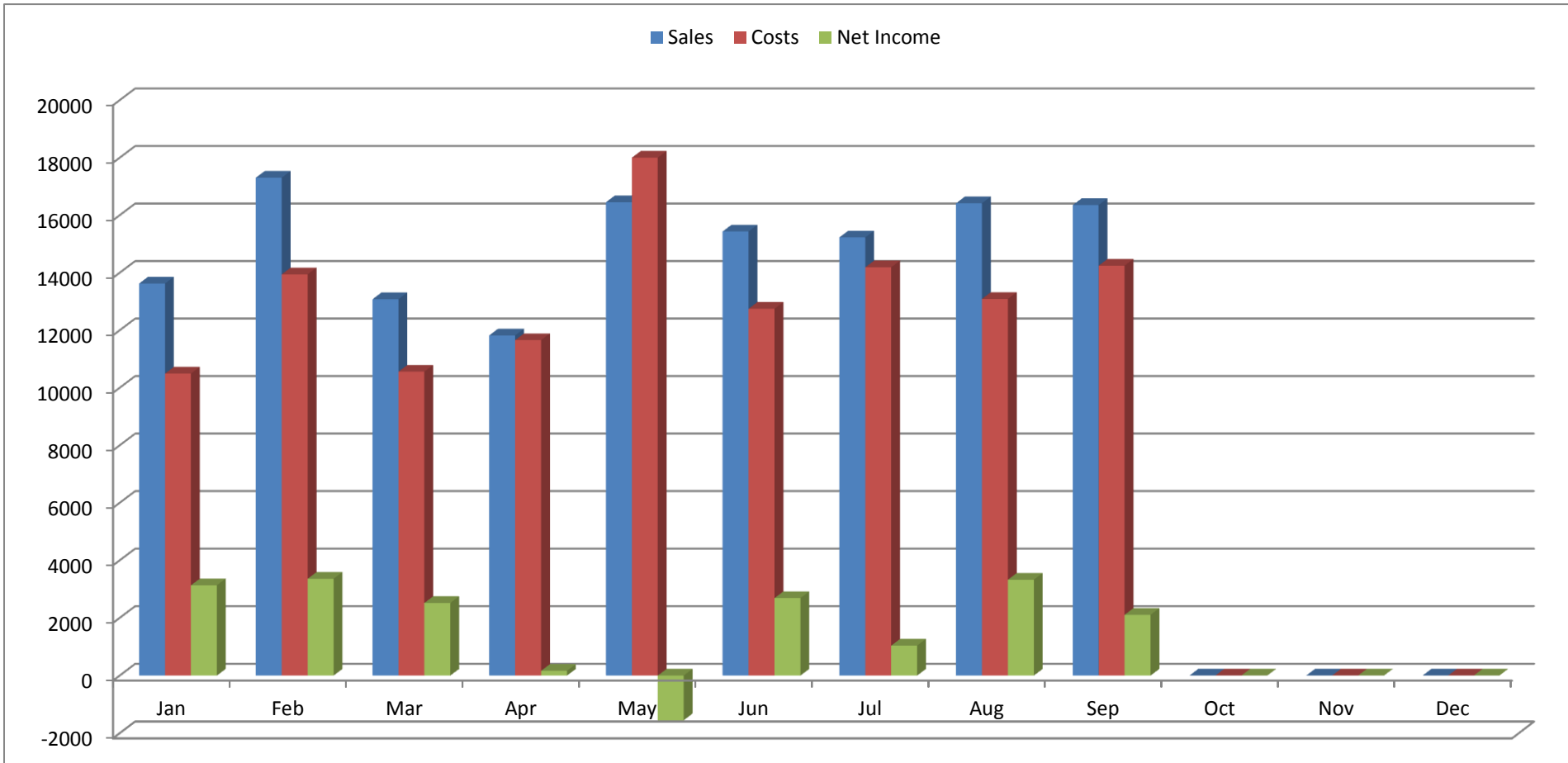
September 2011

Contents

1. Monthly summary
2. Profit & loss by month year to date
3. Tax liabilities building up
4. Owners cash
5. Customers who owe you
6. Suppliers you owe

Client Name
Monthly Summary - September 2011

	Jan	Feb	Mar	Apr	May	Jun	Jul	Aug	Sep	Oct	Nov	Dec	Total
Sales	13626	17305	13080	11822	16452	15435	15228	16417	16353	0	0	0	135717
Costs	10493	13945	10561	11657	18001	12747	14190	13089	14246	0	0	0	118929
Net Income	3133	3360	2519	165	-1550	2688	1038	3328	2107	0	0	0	16788



Client Name
Monthly Profit & Loss -

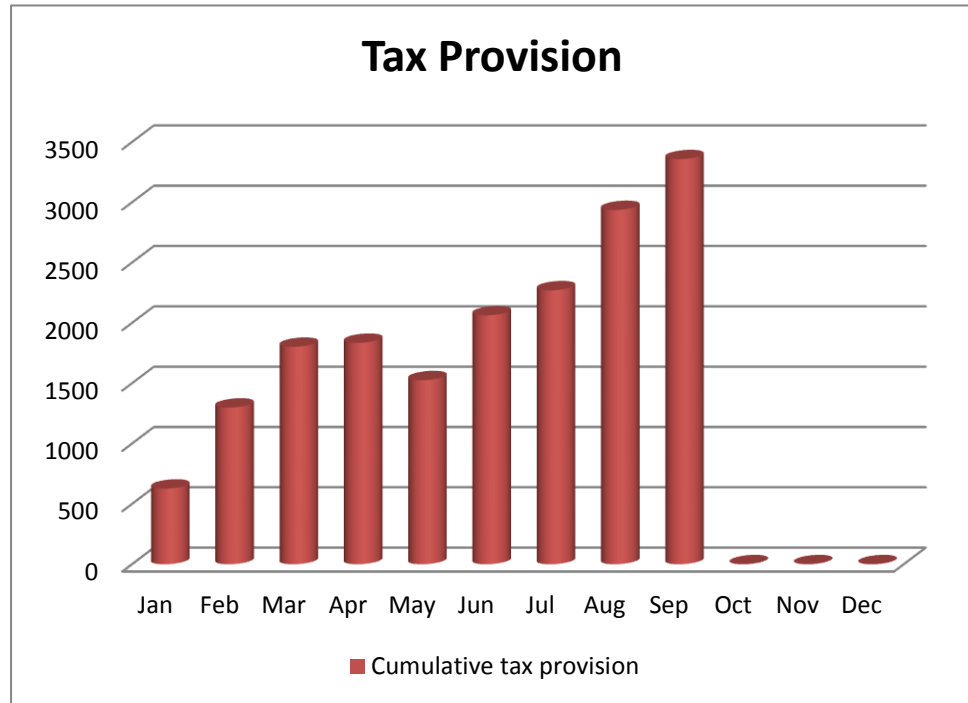
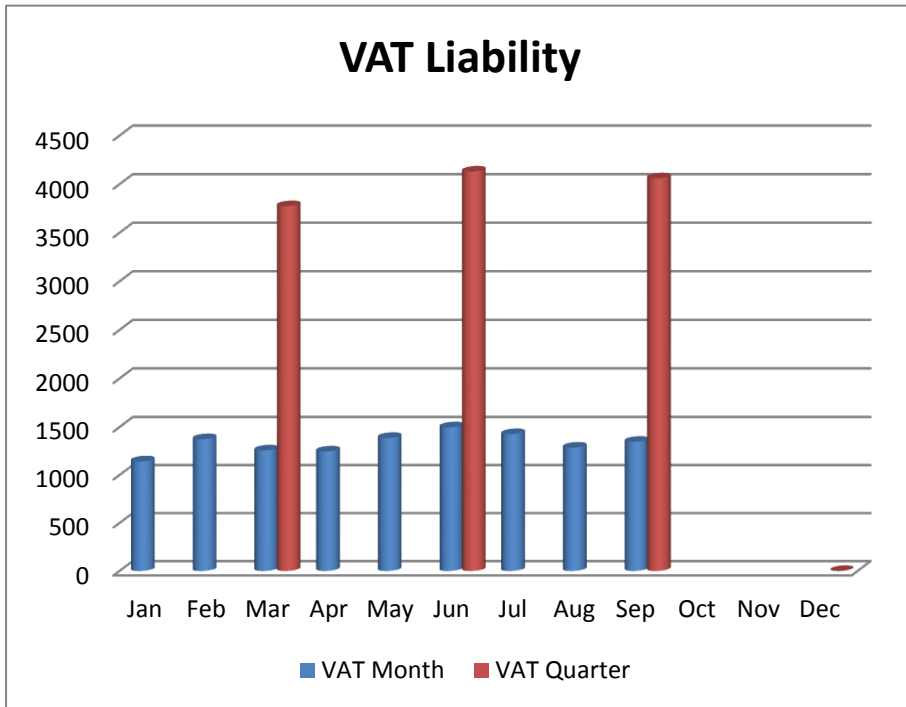
September 2011

	Jan	Feb	Mar	Apr	May	Jun	Jul	Aug	Sep	Oct	Nov	Dec	Totals
Sales													
Product Sales	13626	17305	13080	11822	16451	15435	15228	16441	16353	0	0	0	135741
Other Sales	0	0	0	0	1	0	0	-25	0	0	0	0	-24
	<u>13626</u>	<u>17305</u>	<u>13080</u>	<u>11822</u>	<u>16452</u>	<u>15435</u>	<u>15228</u>	<u>16417</u>	<u>16353</u>	<u>0</u>	<u>0</u>	<u>0</u>	<u>135717</u>
Purchases													
Purchases	4263	7705	4264	5708	6701	6627	6044	5465	7062	0	0	0	53839
	<u>4263</u>	<u>7705</u>	<u>4264</u>	<u>5708</u>	<u>6701</u>	<u>6627</u>	<u>6044</u>	<u>5465</u>	<u>7062</u>	<u>0</u>	<u>0</u>	<u>0</u>	<u>53839</u>
Direct Expenses													
Labour	99	0	352	0	149	132	146	325	287	0	0	0	1489
Sales Promotion	238	439	22	33	36	599	22	1342	22	0	0	0	2752
Miscellaneous Expenses	33	39	26	17	0	49	52	0	26	0	0	0	241
	<u>369</u>	<u>478</u>	<u>400</u>	<u>50</u>	<u>184</u>	<u>780</u>	<u>220</u>	<u>1667</u>	<u>335</u>	<u>0</u>	<u>0</u>	<u>0</u>	<u>4483</u>
Gross Profit/(Loss)	<u>8994</u>	<u>9122</u>	<u>8415</u>	<u>6064</u>	<u>9566</u>	<u>8028</u>	<u>8964</u>	<u>9285</u>	<u>8957</u>	<u>0</u>	<u>0</u>	<u>0</u>	<u>77395</u>
Overheads													
Gross Wages	1427	1482	1384	1696	1984	2002	2300	2378	2176	0	0	0	16831
Rent and Rates	1749	1509	1509	1919	6541	1878	1607	1585	1585	0	0	0	19883
Heat, Light and Power	1067	1090	905	727	1148	208	922	0	1170	0	0	0	7237
Motor Expenses	0	0	15	0	0	115	139	99	162	0	0	0	530
Travelling and Entertainment	13	18	110	105	143	7	5	7	7	0	0	0	414
Telephone Printing and Stationery	51	264	252	0	305	16	17	392	47	0	0	0	1343
Professional Fees	275	275	505	275	275	275	275	275	275	0	0	0	2705
Maintenance	843	559	716	675	164	326	1197	555	956	0	0	0	5992
Bank Charges and Interest	155	238	250	242	207	230	196	301	220	0	0	0	2040
Depreciation	253	253	253	253	253	253	253	253	253	0	0	0	2277
General Expenses	28	74	-2	5	95	30	1016	112	-2	0	0	0	1355
	<u>5861</u>	<u>5762</u>	<u>5896</u>	<u>5899</u>	<u>11116</u>	<u>5340</u>	<u>7926</u>	<u>5957</u>	<u>6850</u>	<u>0</u>	<u>0</u>	<u>0</u>	<u>60608</u>
Net Profit/(Loss):	<u>3133</u>	<u>3360</u>	<u>2519</u>	<u>165</u>	<u>-1550</u>	<u>2688</u>	<u>1038</u>	<u>3328</u>	<u>2107</u>	<u>0</u>	<u>0</u>	<u>0</u>	<u>16788</u>



Client Name
Tax Liabilities - September-2011

	Jan	Feb	Mar	Apr	May	Jun	Jul	Aug	Sep	Oct	Nov	Dec
VAT Month	1143	1374	1257	1246	1387	1497	1427	1286	1347			
VAT Quarter			3774			4130			4060			0
Brought forward tax losses (if any)	0											
		Tax rate		20%								
	Jan	Feb	Mar	Apr	May	Jun	Jul	Aug	Sep	Oct	Nov	Dec
Cumulative net income	3133	6493	9011	9177	7627	10315	11353	14681	16788	0	0	0
Cumulative tax provision	627	1299	1802	1835	1525	2063	2271	2936	3358	0	0	0

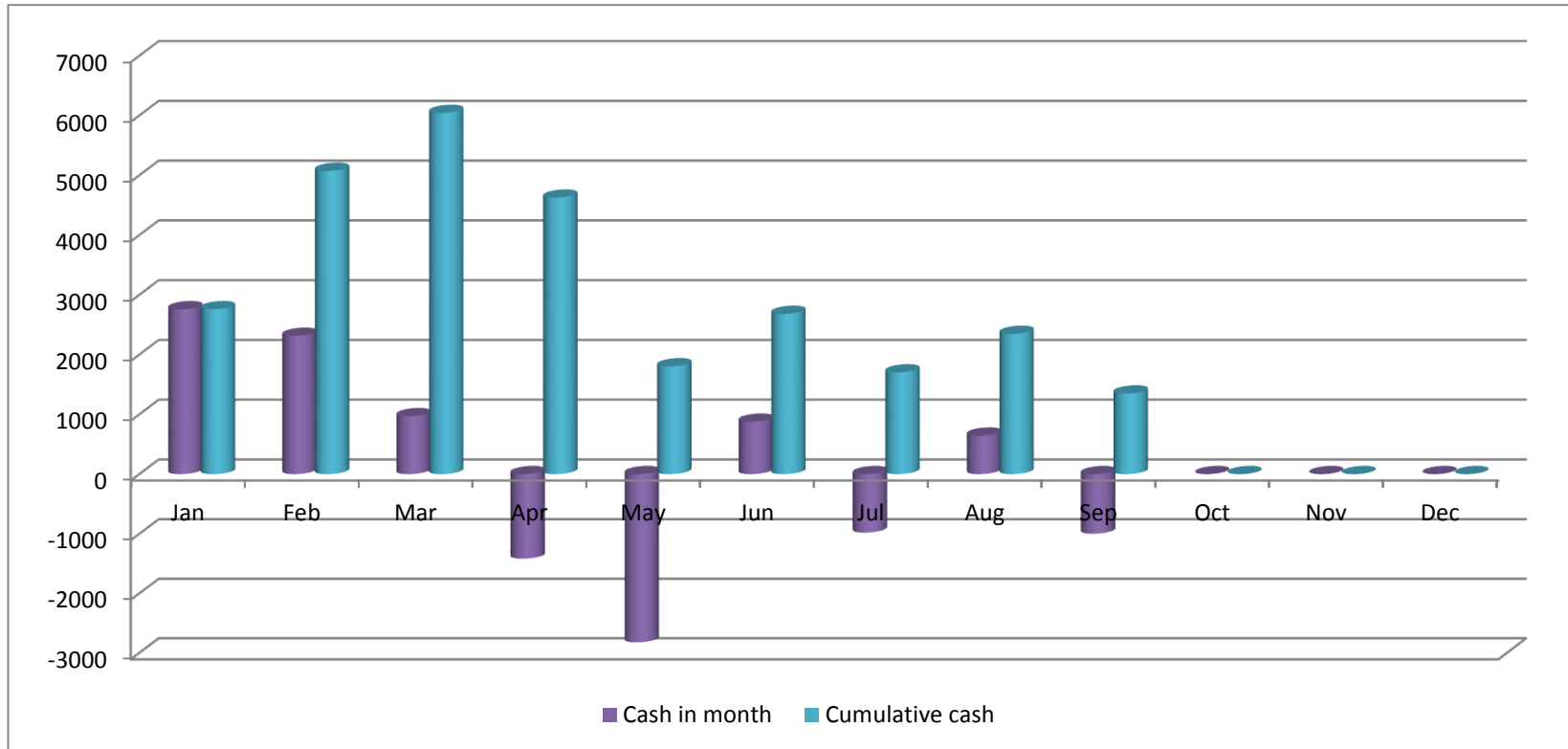


Client Name

Owners Cash Generated

September 2011

	Jan	Feb	Mar	Apr	May	Jun	Jul	Aug	Sep	Oct	Nov	Dec	Total
Net Income	3133	3360	2519	165	-1550	2688	1038	3328	2107	0	0	0	16788
Cumulative tax	627	1299	1802	1835	1525	2063	2271	2936	3358	0	0	0	17715
Depreciation	253	253	253	253	253	253	253	253	253	0	0	0	2277
Cash generated in month	2759	2314	969	-1417	-2822	878	-979	644	-998	0	0	0	1349
Cumulative cash generated	2759	5074	6043	4626	1804	2682	1703	2347	1349	0	0	0	1349



Client Name

September 2011



Aged Customer Report

<u>Name</u>	<u>Balance</u>	<u>Current</u>	<u>30 days</u>	<u>60 days</u>	<u>90 days</u>	<u>Older</u>
Totals:	<u>17557</u>	<u>13266</u>	<u>269</u>	<u>120</u>	<u>728</u>	<u>3174</u>
Customer 1	11,622	11,622	0	0	0	0
Customer 2	1,488	0	0	0		1,488
Customer 3	775	230	0	0	545	
Customer 4	790	0	0	0	0	790
Customer 5	760	760	0	0	0	0
Customer 6	450	450	0	0	0	0
Customer 7	326	0	58	0	0	268
Customer 8	234	0	0	0	0	234
Customer 9	211	0	211	0	0	0
Customer 10	183	0	0	0	183	0
Customer 11	159	0	0	0	0	159
Customer 12	144	144	0	0	0	0
Customer 13	141	0	0	0	0	141
Customer 14	120	0	0	120	0	0
Customer 15	94	0	0	0	0	94
Customer 16	60	60	0	0	0	0

Client Name

September 2011



Aged Supplier Report

<u>Name</u>	<u>Balance</u>	<u>Current</u>	<u>30 days</u>	<u>60 days</u>	<u>90 days</u>	<u>Older</u>
Totals:	<u>3,722</u>	<u>81</u>	<u>1,113</u>	<u>45</u>	<u>179</u>	<u>2,304</u>
Supplier 1	813	0	813	0	0	0
Supplier 2	616	0	0	0	0	616
Supplier 3	526	0	0	0	0	526
Supplier 4	366	0	0	0	0	366
Supplier 5	318	0	0	14	148	156
Supplier 6	266	0	0	0	0	266
Supplier 7	210	0	210	0	0	0
Supplier 8	132	0	0	0	0	132
Supplier 9	100	0	0	0	0	100
Supplier 10	87	0	0	0	0	87
Supplier 11	81	81	0	0	0	0
Supplier 12	47	0	47	0	0	0
Supplier 13	40	0	40	0	0	0
Supplier 14	31	0	0	0	31	0
Supplier 15	25	0	0	25	0	0
Supplier 16	25	0	0	0	0	25
Supplier 17	18	0	0	0	0	18
Supplier 18	12	0	0	0	0	12
Supplier 19	6	0	0	6	0	0
Supplier 20	3	0	3	0	0	0
Supplier 21	0	0	0	0	0	0
Supplier 22	0	0	0	0	0	0